

# Holidays Homework

## Session 2024-25

### Class III

#### ART

1. Draw and colour in Step by Step.
  - a) Birds (Pages 16-17)
  - b) Animals (Pages 18-19)
  - c) Human Figure (Pages 20-27)
2. Make a beautiful paper craft.
3. Complete all the topics done in the class.

#### Social Studies

**NOTE:- Do (1 – 5) in a scrap book.**

1. Make a family tree. Colour it and paste pictures of your Family members. (Activity – Ls 1, The Family)
2. Draw or paste picture of you with your father and write any 5 similarities between both of you. (Project work – Ls 2 , Family Similarities)
3. Paste pictures of famous food of 10 states of India and write name of the states and their food.(Activity – Ls 3, Our Food)
4. Paste sample of any 4-5 fabrics( like cotton, rayon, silk, nylon, wool etc) in the scrapbook. ( Activity – Ls 4, Our Dresses)
5. Community helper can be defined as any person who helps with our health and overall well-being. Community helpers include dentists, doctors, construction workers, even grocery store workers! If you're thinking this includes most jobs, you're right! Many occupations do fall into this category.

Draw /Paste pictures of any three community helpers and write 5-6 lines on each of them in your Scrap book.

6. Learn lesson 1-4 (complete).

#### Maths

- Do written practice of Units 1, 2 and 3 in Rough Note Book.
- Revise tables from 2 to 15 and do written practice also.
- Do the ASSIGNMENT in HOLIDAYS HOME WORK NOTE BOOK.
- Do Project work according to your Roll no.

- Roll no 1 to 9 Project 1
- Roll no 10 to 18 Project 2
- Roll no 19 to 27 Project 3
- Roll no 28 to 35 Project 4

- Project-1 MULTIPLICATION TABLE

<https://youtu.be/tlZp-WfOhdg?si=Hl9lQWx4s9yLGJ3n>

- Project-2 PLACE VALUE

<https://youtu.be/LbEqH25ndf0?si=pwcEcJLyQxsN6hiu>

- Project-3 SUBTRACTION WHEEL

[https://youtu.be/a\\_2L6viA1W8?feature=shared](https://youtu.be/a_2L6viA1W8?feature=shared)

- Project-4 SHAPES

<https://youtu.be/85bhBCLiYsM?si=pR2ZT2CkbAhM1zIF>

## ASSIGNMENT:

1. Write the number names for -
  - a) 7908
  - b) 6007
  - c) 8888
2. Write the numerals for –
  - a) Seven thousand three hundred six
  - b) Three thousand nine
  - c) Four thousand four hundred forty four
3. Write the successors for
  - a) 788 \_\_\_\_\_
  - b) 309 \_\_\_\_\_
  - c) 1357 \_\_\_\_\_
4. Write the predecessors for
  - a) \_\_\_\_\_ 747
  - b) \_\_\_\_\_ 950

c) \_\_\_\_\_ 1391

5. Write in ascending order.

A. 373, 3773, 3337, 3713, 3737

B. 910, 9110, 9111, 9019, 9009

6. Write in Descending order

a) 1391, 1931, 1309, 9031, 3991

b) 8003, 3008, 8113, 3811, 3801

7. Draw an abacus in your notebook and show the value of 4 in 3460.

8. Write in expanded form.

a) 3789

b) 9009

9. Write the successor of greatest two digit number.

10. Write smallest three digit number and greatest two digit number and add it.

11. Complete the pattern.

a) 1000, 2000, 3000, \_\_\_\_\_, \_\_\_\_\_, \_\_\_\_\_

b) 2020, 2040, 2060, \_\_\_\_\_, \_\_\_\_\_, \_\_\_\_\_

12. Make a largest and smallest 4 digit number by using 9, 0, 8, 1 only once.

13. Add the following

$$\begin{array}{r} 3711 \\ + 1248 \\ \hline \hline \end{array}$$

14

$$\begin{array}{r} 3991 \\ + 7132 \\ \hline \hline \end{array}$$

15 Arrange in columns and add

79, 332, 1418

16. Do subtraction

$$\begin{array}{r} 7967 \\ - 2403 \\ \hline \\ \hline \end{array}$$

17. 
$$\begin{array}{r} 3016 \\ - 1447 \\ \hline \\ \hline \end{array}$$

$$\begin{array}{r} 3016 \\ - 1447 \\ \hline \\ \hline \end{array}$$

18. Arrange in columns and Subtract. Check your answer.

$$4631 - 2748$$

19. There are 4962 boys and 7321 girls in a school. What is the total numbers of students?

20. Anaaya purchased 1050 chocolates and she distributed 869 to the poor children. How many chocolates are left?

21. There are 2445 mango trees, 3 419 orange trees and 3002 apple trees in a village. How many trees are there in all?

22. There are 2559 students in a school. Out of these 1152 are boys. What is the number of girls in the school?

23. Pavni has stitched 7353 uniforms. She has sold 3191 uniforms. How many uniforms are left with her?

24. There are 3630 English books, 3191 Hindi books and 909 comics in a library. Find the total number of books?

25. Siya has 1019 dresses in her wardrobe. She purchased 921 more dresses. Count total number of dresses.

## G.K.

1. Illustrate anyone fairy tale on A4 size sheet. You can take ideas given on page number 1 from GK book for the same.
2. Make a collage of the News Headlines on A4 size sheet (1st June to 10 June)
3. Update yourself by reading newspaper daily.
4. Make a paper bag on father's day.
5. Revise syllabus done in the class.

## ENGLISH

1. Look at the picture carefully and provide the following:
  - a) Three words
  - b) Two questions
  - c) One title



# Names of Spices



2. Today a reader, tomorrow a leader. Read a story book of your choice. Discuss the story line with your friends and family and how the ending of the story can be changed. Write down the following in the scrapbook –

- Name of the story
- Name of the writer
- Summarise the story in your own words
- Write names of all the characters mentioned in the story.

(Reading, understanding, vocabulary, thinking, creativity, listening, speaking)

3. Find out the names of the given pictures.

# Kitchen tools

1G | english\_grammar\_vocabulary\_...



4. Look around yourself, observe and write the names of any 15 things that you notice in your scrapbook. Change their number to many (Plurals).  
(observation, understanding, vocabulary, thinking)
5. Solve the comprehensions on page no. 67, 68, 69 and 70 of Practice book.(Reading, understanding, vocabulary)
6. Revise the syllabus done in class

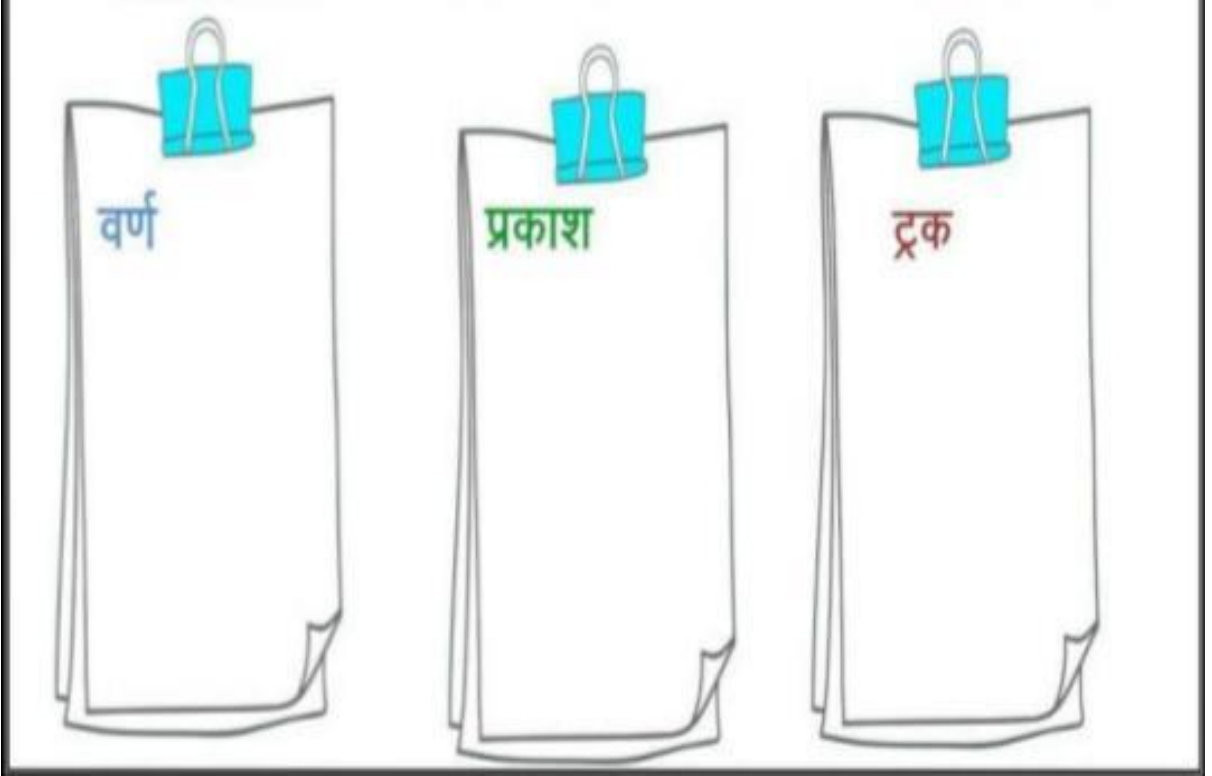
## हिन्दी

नोट- सभी प्रश्न एक ग्रीष्मावकाश पुस्तिका (thin notebook) में करिए।




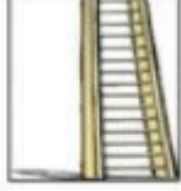













1. 10 पेज सुलेख लिखिए।
2. कक्षा कार्य का अभ्यास करें।
3. हिन्दी में 1 से 20 गिनती लिखिए।
4. “बुद्धिमानी” और “सूझबूझ”से किसी भी समस्या को हल किया जा सकता है। “तेनालीरमन” अपनी बुद्धिमत्ता का प्रयोग करके बड़ी से बड़ी समस्या चुटकी बजाते ही हल कर देते थे। तेनाली रमन की कोई एक कहानी याद करिए और कक्षा में सुनाइए।
5. पांच-पांच संयुक्ताक्षर लिखिए -क्क , प्प, म्म , च्च
6. “र” कई तरह से लिखा जाता है।शब्द पढ़िए और सही जगह पर लिखिए।



क्रम , राष्ट्र , उम्र , पर्व , कार्य , फर्क , मेट्रो , शर्मड्रम , प्रातः , सूर्य



7. चित्र देखकर निम्न वर्ग पहेली में ढूंढो और उनके खानों में भी रंग भरो।

								
	सि	पा	ही	ज	प	पी	ता	
	क	ग	रा	नी	ब	ला	उ	
	सी	ढी	ज	ढ	घ	ड	जी	
	टी	ठ	म	ग	र	म	भ	
	छ	द	क	भ	ती	र	म	
	ल	क	ड़ी	ज	प	न	घ	
	क्ष	ली	फ	रे	ल	गा	ड़ी	
								

# SCIENCE

(Do Q.1,2,3 and 4 in coloured scrapbook and paste one picture on one page only)

1. Paste 5 different types of leaves and the name of plant in Hindi and English.
2. Paste 5 different types of flowers and write their names.
3. Paste external organs (sense organs) and write their location on our body and their functions.
4. Children, do you know that 5th June is celebrated as “World Environment Day”. Let’s plant a sapling and see it growing. Use manageable pot or plastic bottle which the child can keep in the house. Paste photos of the process (minimum four stages).
5. Make a card on Father’s Day using dry leaves and flowers.
6. Learn ch 1 , 2 and 3 full.

## Moral education

1. अपने प्रतिदिन के कार्यों की एक समय-सारिणी बनाइए। हर कार्य को समय सारिणी के अनुसार ही कीजिए। ऐसा लगातार एक हफ्ते तक करे।
2. कोई ऐसे चार मुहावरे खोजकर लिखिए जो समय के महत्त्व को दर्शाते हों। ‘eg - समय बड़ा बलवान है।’
3. अपने माता पिता से बातचीत करके जानने का प्रयास कीजिए कि वे अपने बचपन में कौन कौन से खेल खेलते थे। इनको कैसे खेला जा सकता है? आप भी उन्हें खेलने का और सीखने का प्रयास कीजिए और उनके नाम लिखिए।
4. क्या अपने कभी कोई ऐसा काम किया है जो आपके विचार से सही था प्रन्तु आपके माता -पिता या अध्यापको के विचार में वह गलत था? यदि हाँ, तो उस कार्य का वर्णन अपने शब्दों में कीजिए और यह भी लिखिए कि क्या परिवर्तन कर उस गलत कार्य को सही बनाया जा सकता है?

पाठ - 2, 3 और 4 पढ़ें।